

Geriatric Structures in Finland



*Harriet Finne-Soveri
MD, PhD
Senior Medical Officer,
Centre of Health Economics
(CHESS) Stakes
Helsinki City*

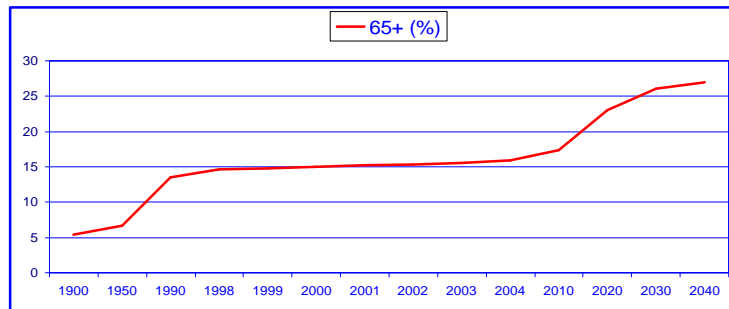
Geriatric Structures in Finland




*Harriet Finne-Soveri
MD, PhD
Senior Medical Officer,
Centre of Health Economics
(CHESS) Stakes
Helsinki City*

65+ population in Finland 1900-2040

(Source : Central Statistics)



How to make our money to cover the need?



...We have substantially simplified your tax form:

1. How much did you earn last year?
2. How much do you have left?
3. Send us all the money you have left

Primary care for older persons

- First contact to GP (Health centre) / Private sector
- Public sector "lack of physicians"
- From a family-physician-model to specialized care
- Among GP responsibilities
 - Home-care
 - Sheltered housing / living
 - Long term care in Nursing homes and

Acute care for older persons

- Mean age in the acute wards is increasing
- Length of stay is decreasing
- Readmissions and bed blockers are an increasing problem
- Appropriate discharge planning is an issue

- No separate systems / wards for the aged
- Hospital based rehabilitation for the aged live its second boom

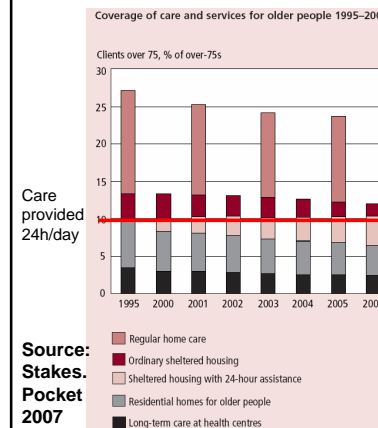
Acute care for older persons

The Nordic AC-study

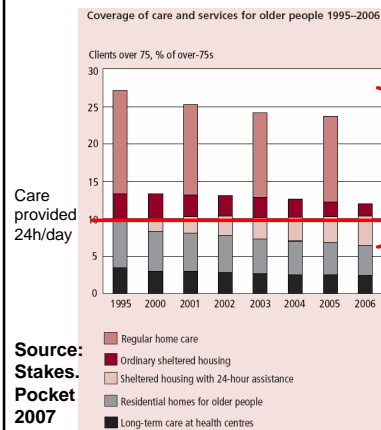
- prospective randomized study in the 5 Nordic countries 1 acute hospital/country
- Age:75+ (n=770)
- After 1 year 21% ALIVE, back home, no readmissions
- 37% dead or moved to an institution
- declined ADL or cognition at admission predicted negative outcome
- Mean age in the acute wards is increasing
- Length of stay is decreasing
- Readmissions and bed blockers are an increasing problem
- Appropriate discharge planning is an issue
- No separate systems / wards for the aged
- Hospital based rehabilitation for the aged live its second boom

Jonsson ym. Agin Clin res.2008 (in press)

Elderly care services in Finland



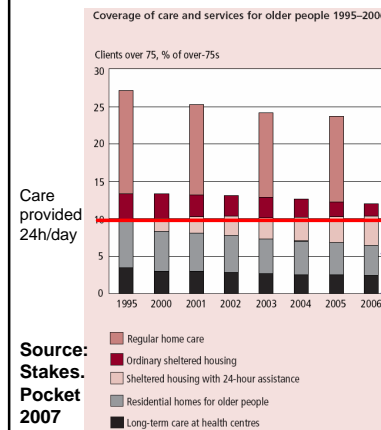
Elderly care services in Finland



Community Care

1. paid by care recipient
2. subsidies from National Insurance Institute /local authorities
3. Mean cost ????
4. Staffing ratio
 - HC -?
 - SH -?
 - SH/24h 0,49 - 0,6

Elderly care services in Finland



Community Care

(HC:54 000, SH 28 00, sh/24 19 000)

1. paid by care recipient
2. subsidies from National Insurance Institute /local authorities
3. Mean cost????
4. Staffing ratio
 - HC -?
 - SH -?
 - SH/24h 0,49 - 0,6

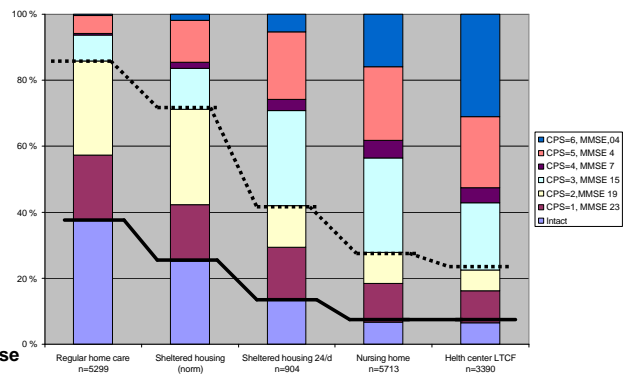
Institutional Care

(Beds 30 000)

1. paid by care recipient up to 80% of income
2. remains paid by local authorities
3. in 2006 mean per diem cost 130 €
4. Staffing ratio 0,67 (2007)

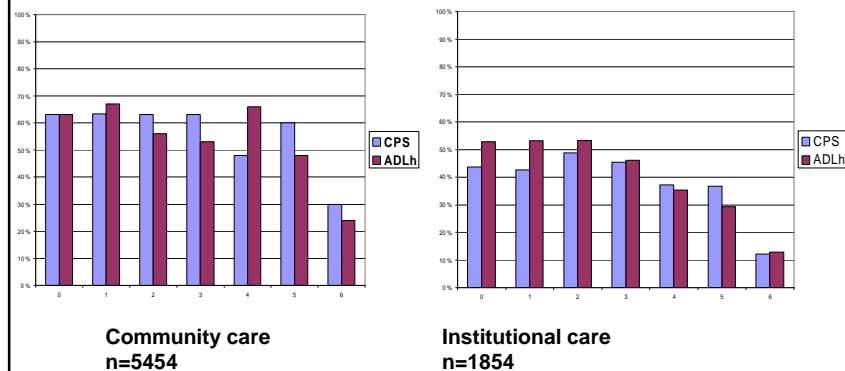
Elderly care services, in Finland Cognition

Cognition in elderly care services, Finland 2007



Source:
Stakes.
RAI-database
2007

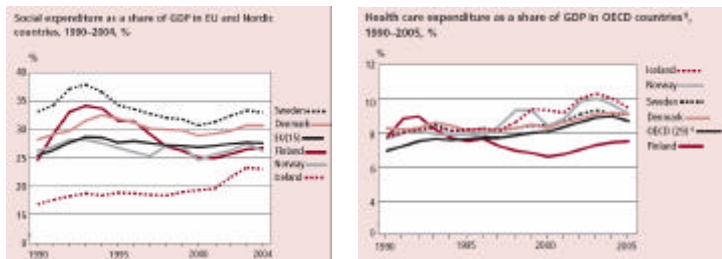
Medication for dementia of those with the diagnosis, in the elderly care services according to cognitive and physical decline (Source: Stakes RAI database 2007)



Community care
n=5454

Institutional care
n=1854

Expenditure in the Nordic countries compared to OECD /EU mean, in 1990-2005



Source:
Stakes.
Pocket
2007

Conclusions

- Financing seems to be highly prioritized in the decision making processes
- Older persons have their needs met according to where they live instead of what they need
- Total cost of the whole elderly care system should be the basis for defining where to invest and where to save
- More space should be left for appropriate care processes

Take home message

*"It is easier to accept
a simple lie than
a complicated truth"*